



Mobility options for EPFL Innovation Park companies


This document presents the EPFL campus mobility options that are available to employees of companies located at the EPFL Innovation Park. It is intended to complete the parking policy that each company has set up with its employees. It should be noted that the EPFL Campus has ambitious environmental goals according to the Federal Council and the ETH Board.


PUBLIC TRANSPORT

The EPFL campus and EPFL Innovation Park are located in zone 12 from the [Mobilis tarif community of Vaud](#). (Mobilis = 1 single ticket for train, bus and metro).

Timetables:

 **Swiss Federal Railways (SBB CFF)** - Railway stations in Renens, Morges and Lausanne are the closest to the Ecublens EPFL campus (<https://www.sbb.ch/en/timetable.html>).

 **Public transport Lausanne and region (TL)** - Metro M1 and bus line 31 connect EPFL campus to the cities of Renens and Lausanne (<http://www.t-l.ch/en/customers/journey/timetable>).

 **Public transportation Morges-Bière-Cossonay region (MBC)** - Bus line 701 connects EPFL campus to the city of Morges and the Bourdonnette neighborhood (Lausanne), and bus line 705 stops at EPFL too (<https://mbc.ch/>).

DRIVING ALTERNATIVES



Mobility carsharing

2 cars are located at the EPFL Innovation Park + 12 other cars on the EPFL campus. Subscription to be made with Mobility car sharing directly www.mobility.ch

BIKE



PubliBike Self-service rental system with mechanical and electrical bikes

Access to the Lausanne-Morges network as well as to the entire PubliBike national network of the same generation. The first 60 minutes are free for CAMIPRO accredited employees + the application to book, unlock the bikes and pay

>> <https://camipro.epfl.ch/publibike>

Cargobike

Rent the first shared electric cargobikes in Switzerland, **for up to 48 hours and for free** - a true alternative to cars for material transport on the campus and around it.

>> User guide is available at: <https://developpement-durable.epfl.ch/cargobike-en>





Bike Center

New or second-hand bikes, adequate equipment, small repairs at cost price, tools at disposal, free mechanic courses

>> <https://developpement-durable.epfl.ch/bikecenter>



Bikable

Bikeable lists critical spots for cyclists and helps to improve the infrastructure.

>> <https://bikeable.ch/>

PARKINGS



ParkShare App for collaborators

The private web application to share rented parking spaces at EPFL innovation Park for companies/employees of the EPFL Innovation Park.

>> <https://epfl-innovationpark.ch/parkshare-engl>



Parking spaces to rent at the Swiss Tech Convention Center

Parking spaces can be rented at the SwissTech Convention Center. Unless price modification, the monthly fee is CHF 200.- including VAT + CHF 75.- excluding VAT for registration fees.

>> Contact: Alessio Miele, Comptoir Immobilier, tel. 021 313 23 33 – direct 021 313 23 36 – email miele@comptoir-immo.ch



Parking spaces for visitors (white spaces)

For your visitors, parking lots with parking meters are in front of **buildings A** and **H** (50 spaces), under the **Rolex Learning Center** or at the **Esplanade**.

For disabled people, 6 spaces can be found as follows: 3 between **buildings H** and **I** and 3 between **buildings G** and **H**.

Pricing is as follows:

- CHF 1.- for the first hour
- CHF 2.- for the following hours

A parking ticket is necessary on weekdays, from 7 am to 5 pm. Outside these hours; parking on white spaces is free, as well as on green spaces.

ELECTRIC OPTIONS



Electrical vehicle recharging (Green Motion)

Green Motion is a network of stations to charge your electrical vehicle. Today, 2 stations are installed on the EPFL campus (in front of the BC building and in the esplanade underground parking). http://camipro.epfl.ch/green_motion_electrical_vehicle_charging

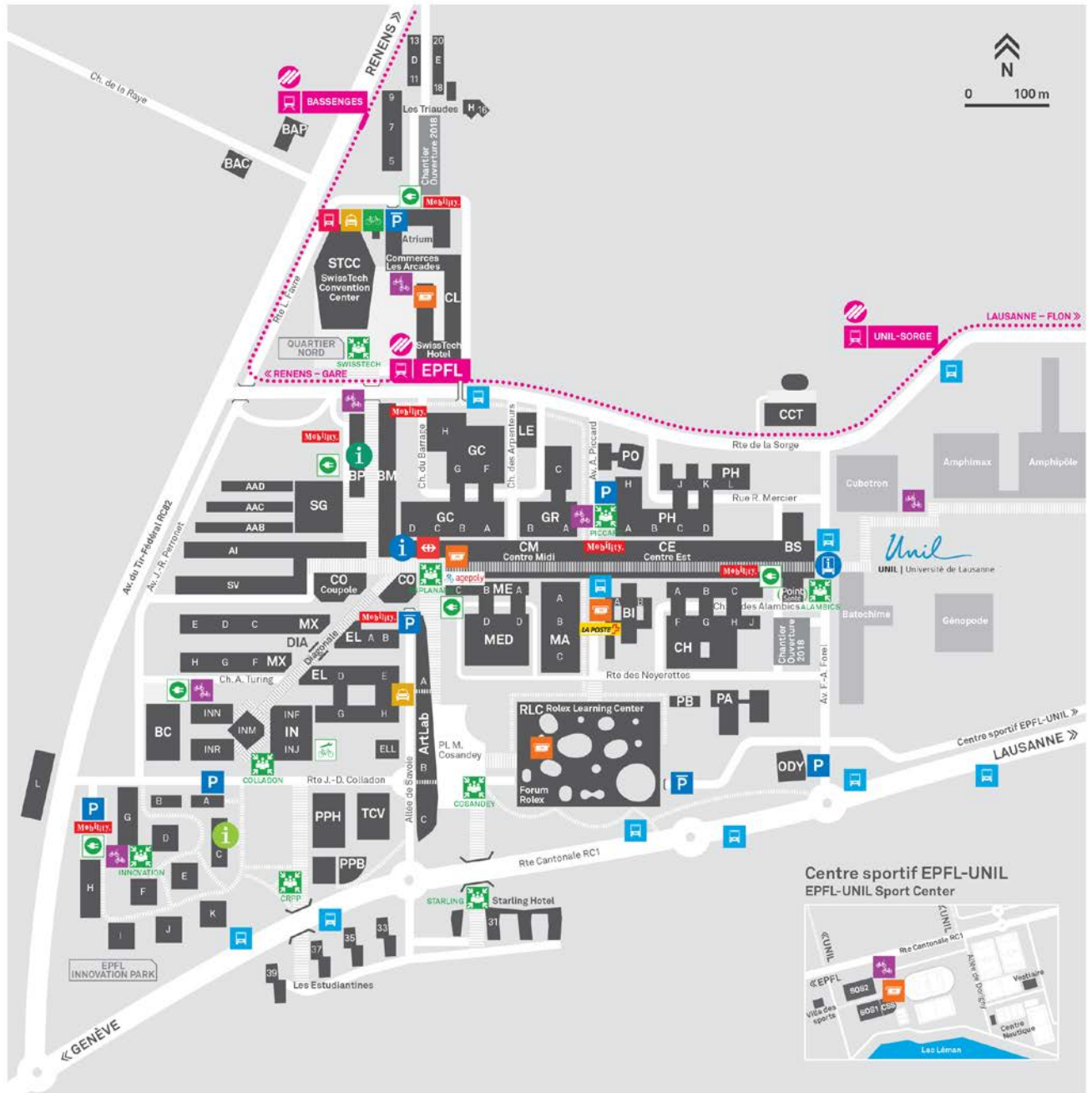


Electric charging stations in indoor parking (Parking O)

Private underground parking spaces with electric charging station can be rented at CHF 250.-/month (excl. VAT) + effective power consumption is 25cts/kWh.

For any interest, contact reception@epfl-innovationpark.ch

MAP OF THE CAMPUS WITH THE MOBILITY OPTIONS



- | | | | |
|---|--|--|--|
|  Accueil/Information
Reception/Information |  Point Santé
Health Point |  Parking public
Public Parking |  Vélo Station
Bike Station |
|  Guichet étudiants
Students Services Desk |  Association des étudiants de l'EPFL
EPFL General Student's Association |  Métro m1
m1 metro |  PubliBike
PubliBike |
|  Accueil EPFL Innovation Park
EPFL Innovation Park Reception |  Agence CFF
CFF Train Tickets/Information |  Bus
Bus |  Point vélo réparations
Bike Repair Service |
|  Information livraisons
Delivery Information |  La Poste
Post Office |  Station de taxi
Taxi rank |  ElectricEasy
ElectricEasy |
|  Point de rassemblement
Assembly point |  Bancomat
ATM |  Dépose-minute bus
Bus drop-off/pick-up point |  Mobility
Mobility |